



BGI NI

152 Ballynahatty Road
Omagh
Co Tyrone BT78 1QW

Tel:028 82258211
Fax:028 82888503

Email:sales@b-g-i.com
Website:www.b-g-i.com



MOCHA
Bedroom Storage Solutions



On the premise of not influence the function and quality,
Unihopper reserves the right of changing the size,outlook without notice.
There will be a little color difference between the product in presswork and definite object.
The correct size of the product subject to definite object.



INTRODUCTION

For over 20 years BGI have been sourcing furniture fittings and components from all over the world.

The result is the comprehensive range of quality yet affordable products we sell today.

We are proud distributors for Unihopper in Ireland, and work closely with them in developing and extending the product range.

As well as Bedroom Storage Solutions, we also carry a range of drawer systems, kitchen storage solutions, bins and hinges.

We are committed to providing value for money without compromising on quality.



JEWELLRY TRAY



ADVANTAGES

Two-way soft closing, soft closing distance 53mm, adjustable max +46mm

COMPONENTS

Heavy duty aluminium frame, with soft touch inner box

COLOUR

Mocha


PACKING

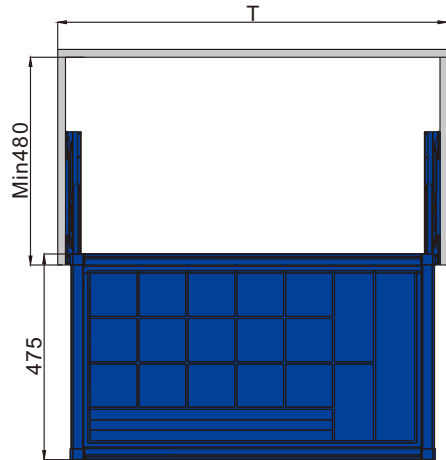
1Set

SIZE

600MM、800MM、900MM cabinet width




Code.	Cabinet Width T(MM)	W *D*H (MM) with slides	
WS4117S.060.MCA	600	564~610X475X80	1Set
WS4117S.080.MCA	800	764~810X475X80	1Set
WS4117S.090.MCA	900	864~910X475X80	1Set





STORAGE BASKET



ADVANTAGES

Two-way soft closing, soft closing distance 53mm, adjustable max +46mm

COMPONENTS

Heavy duty aluminium frame, with slotted steel base

COLOUR

Mocha


PACKING

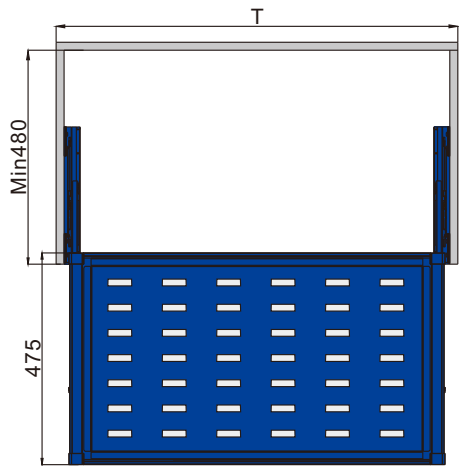
1Set

SIZE

600MM、800MM、900MM cabinet width




Code.	Cabinet Width T(MM)	W *D*H (MM) with slides	
WS4120S.060B.MCA	600	564~610X475X150	1Set
WS4120S.080B.MCA	800	764~810X475X150	1Set
WS4120S.090B.MCA	900	864~910X475X150	1Set





TROUSERS RACK



ADVANTAGES

Two-way soft closing, soft closing distance 53mm, adjustable max +46mm

COMPONENTS

Heavy duty aluminium frame, with aluminium rails

COLOUR

Mocha


PACKING

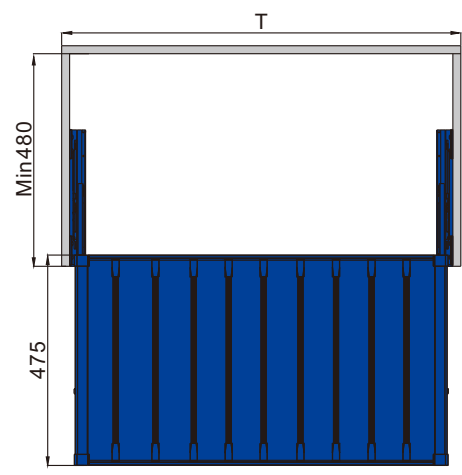
1Set

SIZE

600MM、800MM、900MM cabinet width



Code.	Cabinet Width T(MM)	W *D*H (MM) with slides	 1Set
WS4122S.060.MCA	600	564~610X475X60	1Set
WS4122S.080.MCA	800	764~810X475X60	1Set
WS4122S.090.MCA	900	864~910X475X60	1Set





TROUSER RAIL WITH BASKET



ADVANTAGES

Two-way soft closing, soft closing distance 53mm, adjustable max +46mm

COMPONENTS

Heavy Duty Aluminium Frame and Rails with basket

COLOUR

Mocha


PACKING

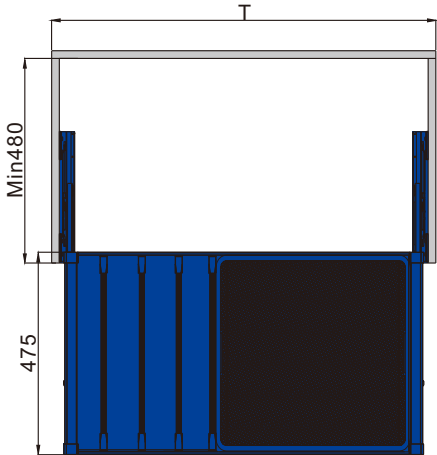
1Set

SIZE

800MM, 900MM cabinet width

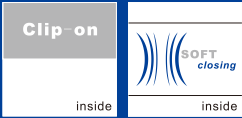


Code.	Cabinet Width T(MM)	W *D*H (MM) with slides	 1Set
WS4125S.080B.MCA	800	764~814X475X300	1Set
WS4125S.090B.MCA	900	864~914X475X300	1Set





SHOE RACK



ADVANTAGES

Two-way soft closing, soft closing distance 53mm, adjustable max +46mm

COMPONENTS

Heavy duty aluminium frame, with slotted steel base

COLOUR

Mocha


PACKING

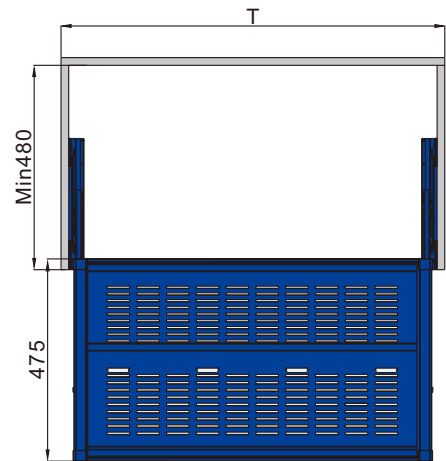
1Set

SIZE

600MM、800MM、900MM cabinet width



Code.	Cabinet Width T(MM)	W *D*H (MM) with slides	 1Set
WS4126S.060.MCA	600	564~610X475X180	1Set
WS4126S.080.MCA	800	764~810X475X180	1Set
WS4126S.090.MCA	900	864~910X475X180	1Set





ROTATING SHOE RACK

ADVANTAGES

360 degrees revolving,frame can be adjustable 270mm

COMPONENTS

Eight layered rotating shoe rack

COLOUR

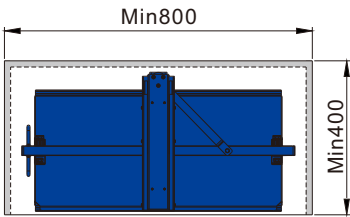
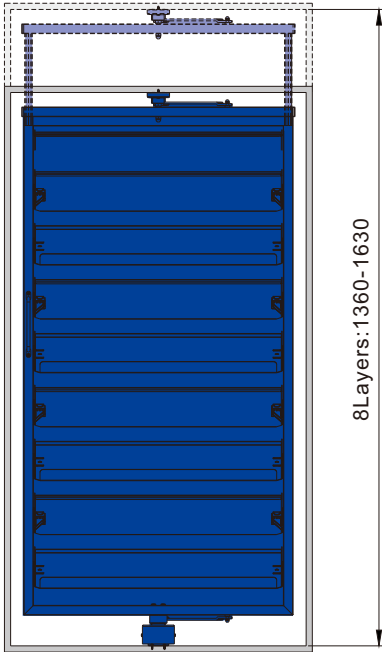
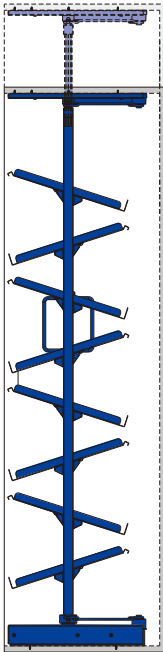
Mocha

PACKING

1Set

SIZE

800MM cabinet width



Code.	Cabinet Width T(MM)	W *D*H (MM) with slides	Layers	
WS4518S.080G.MCA	800	700X365X1360-1630	8	1Set





LEATHER JEWELLERY TRAY



ADVANTAGES

Two-way soft closing, soft closing distance 53mm, adjustable max +40mm

COMPONENTS

Heavy duty aluminium frame with genuine leather inner box in amber coloured leather

COLOUR

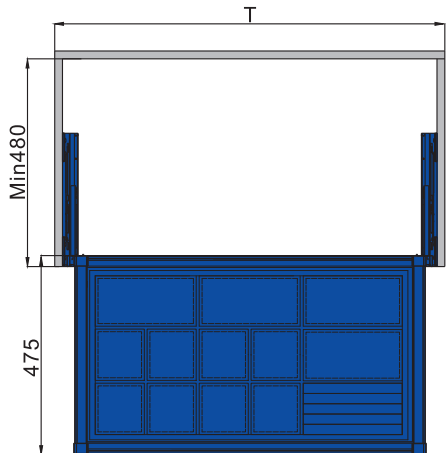
Mocha


PACKING

1Set

SIZE

600MM、800MM、900MM cabinet width



Code.	Cabinet Width T(MM)	W *D*H (MM) with slides	Description	
WS4117S.060L.MCA	600	564~604X475X80	Full set	1Set
WS4117S.080L.MCA	800	764~804X475X80	Full set	1Set
WS4117S.090L.MCA	900	864~904X475X80	Full set	1Set





LEATHER STORAGE BASKET



ADVANTAGES

Two-way soft closing, soft closing distance 53mm, adjustable max +40mm

COMPONENTS

Heavy duty aluminium frame, with slotted steel base and additional genuine leather liners in amber coloured leather

COLOUR

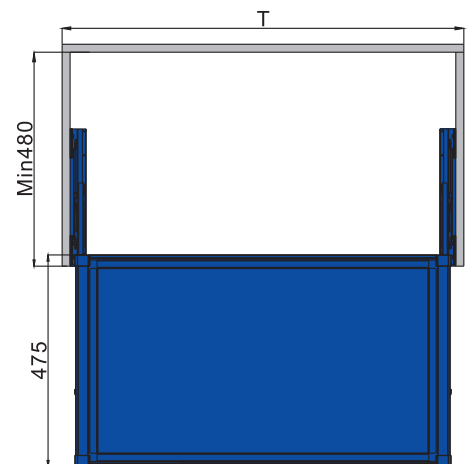
Mocha

PACKING

1Set

SIZE

600MM、800MM、900MM cabinet width



Code.	Cabinet Width T(MM)	W *D*H (MM) with slides	Description	
WS4120S.060L.MCA	600	564~604X475X150	Full set	1Set
WS4120S.080L.MCA	800	764~804X475X150	Full set	1Set
WS4120S.090L.MCA	900	864~904X475X150	Full set	1Set
WS4120B.060.YW	600	440X412	leather sheets	
WS4120B.080.YW	800	640X412	leather sheets	
WS4120B.090.YW	900	740X412	leather sheets	

Order instructions: Select size of storage basket required, followed by optional leather liner.



LEATHER SHOE RACK



ADVANTAGES

Two-way soft closing, soft closing distance 53mm, adjustable max +40mm

COMPONENTS

Heavy duty aluminium frame, with slotted steel base and additional genuine leather liners in amber coloured leather

COLOUR

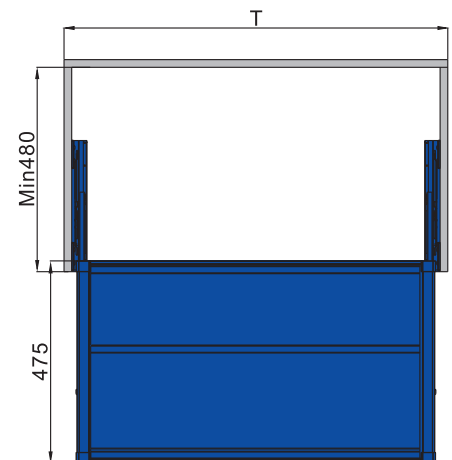
Mocha

PACKING

1Set

SIZE

600MM、800MM、900MM cabinet width



Code.	Cabinet Width T(MM)	W *D*H (MM) with slides	Description	
WS4126S.060L.MCA	600	564~604X475X180	Full set	1Set
WS4126S.080L.MCA	800	764~804X475X180	Full set	1Set
WS4126S.090L.MCA	900	864~904X475X180	Full set	1Set
WS4126B.060.YW	600	475X255	Leather sheets 2pcs/set	
WS4126B.080.YW	800	675X255	Leather sheets 2pcs/set	
WS4126B.090.YW	900	775X255	Leather sheets 2pcs/set	

Order instructions: Select size of shoe rack required, followed by optional leather liner.



LEATHER ROTATING SHOE RACK



ADVANTAGES

360 degrees revolving,frame can be adjustable 270mm

COMPONENTS

Eight layered rotating shoe rack with genuine leather liners in amber leather

COLOUR

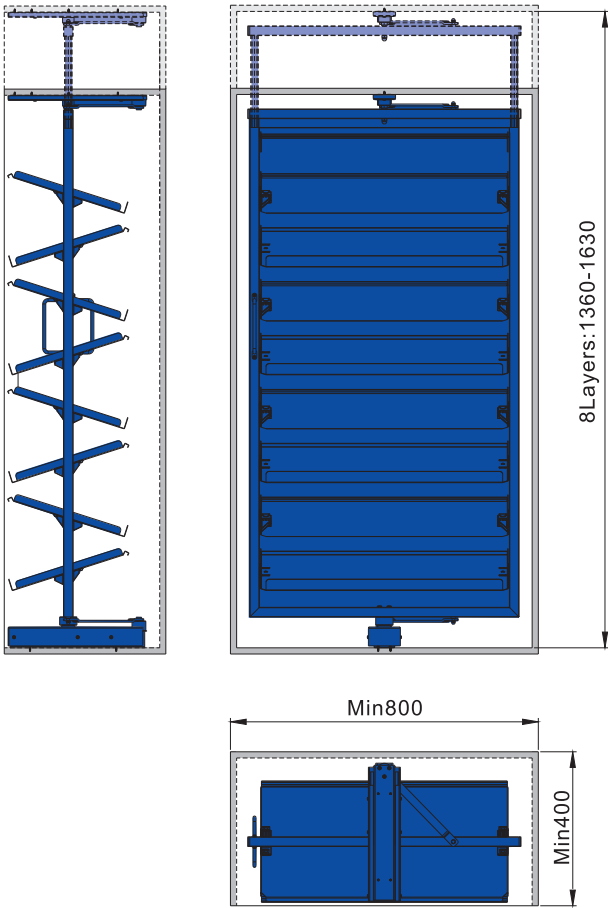
Mocha

PACKING

1Set

SIZE

800MM cabinet width



Code.	Cabinet Width T(MM)	W*D*H (MM) with slides	Description	
WS4518S.080GL.MCA	800	700X365X1360-1630	8Layers/Full set	1Set
WS4518B.YW		638X300	Leather sheets 8pcs/set	

Order instructions: Select size of shoe rack required, followed by optional leather liner.





SOFT CLOSING WARDROBE LIFT



ADVANTAGES

Soft closing, smooth and quiet

COMPONENTS

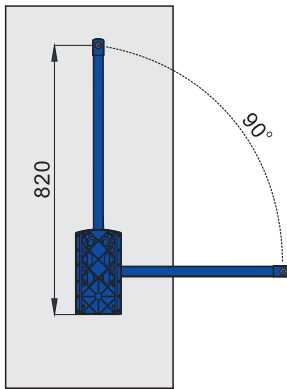
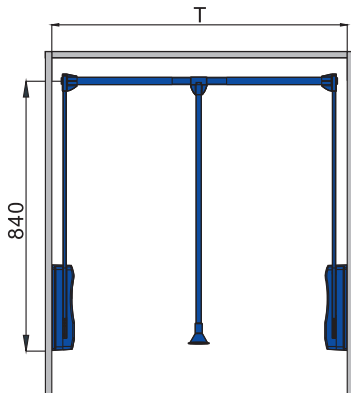
Aluminium


COLOUR

Mocha

PACKING

1Set



Code.	Cabinet Width T(MM)	Material	
WS2101S.060.MCA	550~670	Aluminium	1Set
WS2101S.083.MCA	650~920	Aluminium	1Set
WS2101S.115.MCA	880~1270	Aluminium	1Set



NEXT GENERATION ROBE RAIL

ADVANTAGES

Contemporary triangular profile robe rail to coordinate with storage fittings

COMPONENTS

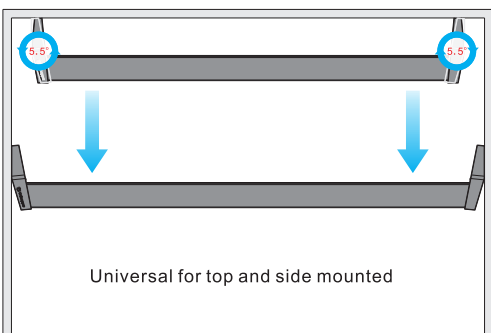
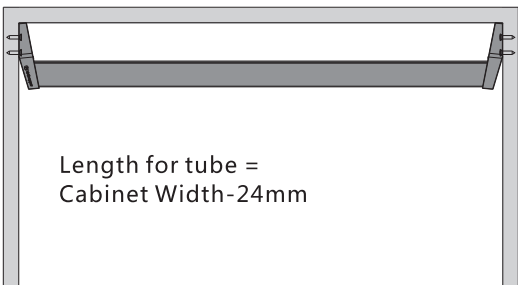
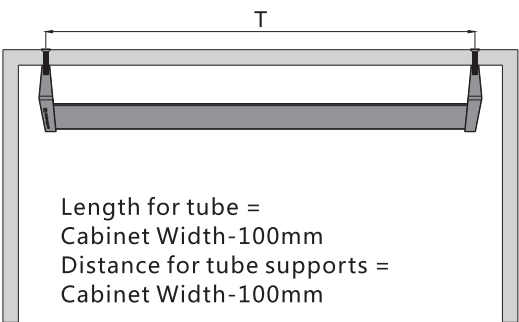
Aluminium/Zamak



COLOUR

Mocha

SIZE

≤ 3000mm



Description	Code.	T(MM)
	TS1409.014.MCA	
	AP2264.MCA	≤3000



SOFT CLOSING TOP MOUNTED CLOTHES HANGER



ADVANTAGES

Top mounted, soft closing, and space efficient

COMPONENTS

High-strength aluminium frame, with electroplate metal

COLOUR

Mocha

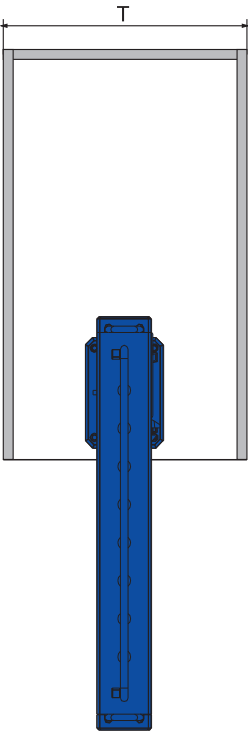
PACKING

1Set

SIZE

250MM cabinet width

Code.	Cabinet Width T(MM)	W *D*H (MM) with slides
WS4307S.MCA	250	160X445X85





SOFT CLOSING SIDE MOUNTED TIE RACK



ADVANTAGES

Side mounted, soft closing, and space efficient

COMPONENTS

High-strength aluminium frame, with electroplate metal

COLOUR

Mocha


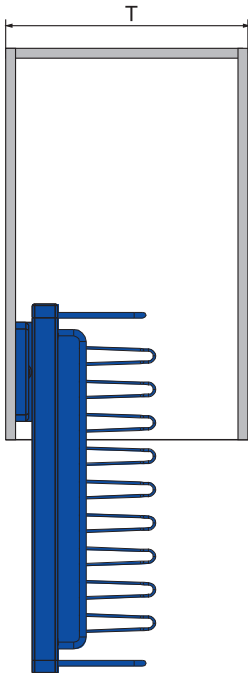
PACKING

1Set

SIZE

250MM cabinet width

Code.	Cabinet Width T(MM)	W *D*H (MM) with slides
WS4310S.MCA	250	170X445X85



SOFT CLOSING ROTATED MIRROR



ADVANTAGES

With LED (battery powered), soft closing, convenient and useful

COMPONENTS

High-strength aluminium frame, with high quality mirror

COLOUR


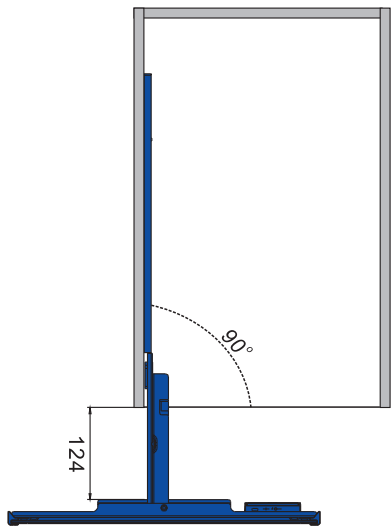

Mocha

PACKING

1Set

SIZE

300MM cabinet width



Code.	Cabinet Width T(MM)	W *D*H (MM) with slides	Description	
WS3104S1.020.MCA	300	52X423X1040	With led	1Set

BUILT IN SAFE



ADVANTAGES

Touch screen password control switch,
large space design

COMPONENTS

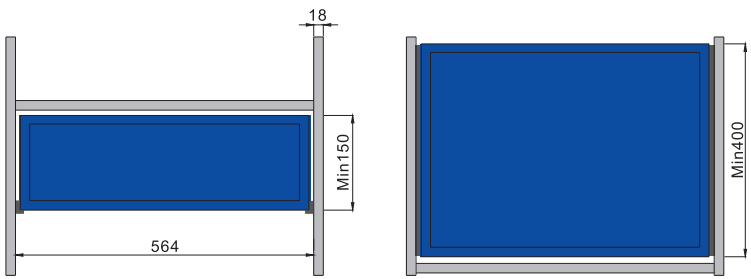
Touch screen password lockbox

COLOUR

Mocha

SIZE

600mm cabinet width



Code.	Cabinet Width T(MM)	W *D*H (MM)	Description	
WS4138.MCA	600	564X400X150	Touch screen password	1Set



WARDROBE FITTINGS LIST



Soft closing wardrobe lift

WS2201S.060.BK,550~670mm
WS2201S.083.BK,650~920mm
WS2201S.115.BK,880~1270mm



Robe end support

Code UG9911



Wardrobe Support Closed End

Swivel Mount
Nickel plated Zinc



Wardrobe Centre Support

Swivel Mount
Nickel Plated Zinc



Curved robe rail

30X15mm,825X825mm



Oval robe rail

30X15mm,3metre long
Code UD0027

WARDROBE FITTINGS LIST

PAGE	CODE	DESCRIPTION	SIZE	
2	UNWRJT600MM	WS4117S.060.MCA JEWELLRY TRAY 600MM	564X475X80	
2	UNWRJT800MM	WS4117S.080.MCA JEWELLRY TRAY 800MM	764X475X80	
2	UNWRJT900MM	WS4117S.090.MCA JEWELLRY TRAY 900MM	864X475X80	
4	UNWRBASKET600MM	WS4120S.060B.MCA ROBE BASKET600MM	564X475X150	
4	UNWRBASKET800MM	WS4120S.080B.MCA ROBE BASKET800MM	764X475X150	
4	UNWRBASKET900MM	WS4120S.090B.MCA ROBE BASKET900MM	864X475X150	
6	UNWRTRR600MM	WS4122S.060 MCA TROUSER RACK600MM	564X475X60	
6	UNWRTRR800MM	WS4122S.080 MCA TROUSER RACK800MM	764X475X60	
6	UNWRTRR900MM	WS4122S.090 MCA TROUSER RACK900MM	864X475X60	
8	UNWRTRB800MM	WS4125S.080B.MCA TROUSER BASKET RACK800MM	764X475X300	
8	UNWRTRB900MM	WS4125S.090B.MCA TROUSER BASKET RACK900MM	864X475X300	
10	UNWRSHOE600MM	WS4126S.060.MCA SHOE RACK600MM	564X475X180	
10	UNWRSHOE800MM	WS4126S.080.MCA SHOE RACK800MM	764X475X180	
10	UNWRSHOE900MM	WS4126S.090.MCA SHOE RACK900MM	864X475X180	
12	UNWRSHOEROT	WS4518S.080G.MCA ROTATING SHOE RACK 8 LAYER800MM	700X365X1360-1630	
14	UNWRJTJLEA600MM	WS4117S.060L.MCA LEATHER JEWELLRY TRAY COMPLETE600MM	564X475X80	
14	UNWRJTJLEA800MM	WS4117S.080L.MCA LEATHER JEWELLRY TRAY COMPLETE800MM	764X475X80	
14	UNWRJTJLEA900MM	WS4117S.090L.MCA LEATHER JEWELLRY TRAY COMPLETE900MM	864X475X80	
16	UNWRBASKET600MM	WS4120S.060B.MCA ROBE BASKET ONLY600MM	564X475X150	
16	UNWRBASKET800MM	WS4120S.080B.MCA ROBE BASKET ONLY800MM	764X475X150	
16	UNWRBASKET900MM	WS4120S.090B.MCA ROBE BASKET ONLY900MM	864X475X150	
16	UNWRBASKETLEA600	WS4120B.060B.YW ROBE BASKET LEATHER INSERT ONLY600MM	440X411	
16	UNWRBASKETLEA800	WS4120B.080B.YW ROBE BASKET LEATHER INSERT ONLY800MM	640X411	
16	UNWRBASKETLEA900	WS4120B.090B.YW ROBE BASKET LEATHER INSERT ONLY900MM	740X411	
18	UNWRSHOE600MM	WS4126S.060.MCA SHOE RACK ONLY600MM	564X475X180	
18	UNWRSHOE800MM	WS4126S.080.MCA SHOE RACK ONLY800MM	764X475X180	
18	UNWRSHOE900MM	WS4126S.090.MCA SHOE RACK ONLY900MM	864X475X180	
18	UNWRSHOELEA600	WS4126B.060.YW SHOE RACK LEATHER INSERT (2PC) ONLY600MM	475X225(2)	
18	UNWRSHOELEA800	WS4126B.080.YW SHOE RACK LEATHER INSERT (2PC) ONLY800MM	675X225(2)	



WARDROBE FITTINGS LIST

PAGE	CODE	DESCRIPTION	SIZE	
18	UNWRSHOELEA900	WS4126B.090.YW SHOE RACK LEATHER INSERT (2PC) ONLY900MM	775X225 (2)	
20	UNWRSHOEROT	WS4518S.080G.MCA ROTATING SHOE RACK 8 LAYER ONLY800MM	700X365X1360-1630	
20	UNWRSHOEROTLEA	WS4518B.YW ROTATING SHOE RACK LEATHER INSERTS 8 PC ONLY 800MM	638X300 (8)	
22	UNWROBE450	WS2101S.450.MCA WARDROBE LIFT 550-670MM	550-670MM	
22	UNWROBE600	WS2101S.600.MCA WARDROBE LIFT 650-920MM	650-920MM	
22	UNWROBE830	WS2101S.830.MCA WARDROBE LIFT 880-1270MM	880-1270MM	
24	UNWROBERAIL3M	AP2264.MCA NEXT GENERATION ROBE RAIL TRIANGULAR PROFILE MOCHA	3M LENGTH	
24	UNWROBEEND	TS1409.014.MCA ROBE ENDS FOR TRIANGULAR ROBE RAIL MOCHA	EACH	
26	UNWRHANGRAIL	WS4307S.MCA TOP MOUNTED CLOTHES HANGER 250MM	160X445X85	
28	UNWRTIERAIL	WS4310S.MCA SIDE MOUNTED TIE RACK 250MM	170X445X85	
29	UNWRMIRR	WS3104S1.020.MCA ROTATING MIRROR WITH LED LIGHT 300MM	300MM 52X423X1040	
30	UNSAFE	WS4138.MCA SAFE BOX PIN CODE600MM	564X400X150	
31	UNROBE600	WS2201S.060.BLK ROBE LIFT 550-670MM BLACK/CHROME	550-670MM	
31	UNROBE830	WS2201S.083.BLK ROBE LIFT 650-920MM BLACK/ CHROME	650-920MM	
31	UNROBE1150	WS2201S.115.BLK ROBE LIFT 880-1270MM BLACK/CHROME	880-1270MM	
31	ROBEEND	Ug9911 WARDROBE END SUPPORT	564X475X80	
31	ROBEHANGEND	WARDROBE CLOSED END HANGER	764X475X80	
31	ROBECENTRESUPP	WARDROBE CENTRE SWIVEL	864X475X80	
31	ROBERAILCURVED	CURVED ROBE RAIL SET TO SUIT 825 X825 CORNER WITH CENTRE AND ENDS	825X825	
31	ROBERAIL3M	Ud0027 OVAL ROBE RAIL 30X15 3M LENGTH	3M LENGTH	

Cleaning Guidelines

All components can be cleaned with a soft damp cloth- avoid using acid based or corrosive cleaning materials, as these will discolour the surfaces.

The leather liners should be wiped with a soft damp cloth and kept clean and dry, and away from direct sunshine.

Please keep all components away from fire.

Fitting Instructions are included in each box, please follow carefully.

NOTES

NOTES



